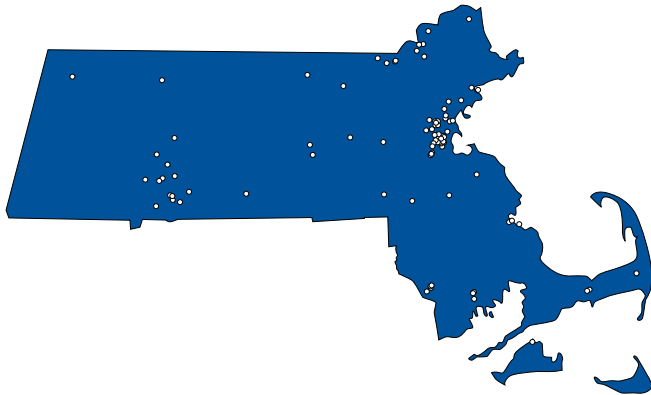



## WHAT ARE CHARTER PUBLIC SCHOOLS?

- PUBLIC, TUITION-FREE, AND OPEN TO ALL
- EMPLOY 2,800+ TEACHERS IN OUR CLASSROOMS
- HAVE GREATER AUTONOMY WITH HIGHER ACCOUNTABILITY
- SERVE 43,000+ STUDENTS (4.6% OF THE TOTAL STUDENT POPULATION IN MA)

## CHARTER PUBLIC SCHOOLS OFFER UNIQUE MODELS TO MEET DIVERSE LEARNING NEEDS

**MODELS INCLUDE:** ARTS AND MUSIC, EXPERIENTIAL, FLEXIBLE PATHWAYS HIGH SCHOOLS, AND MONTESSORI



LOCATION 	# OF SCHOOLS
BOSTON	16
URBAN (NOT BOSTON)	38
SUBURBAN	14
RURAL	6
<b>OPERATING TOTAL</b>	<b>74</b>

## CHARTERS SERVE A DIVERSE STUDENT BODY



■ LATINX: 34% ■ WHITE: 29% ■ AFRICAN AMERICAN: 29% ■ OTHER: 9%

## CHARTER SCHOOL TEACHERS ARE MORE DIVERSE

**21%** vs. **7%**

OF TEACHERS AT CHARTER PUBLIC SCHOOLS IDENTIFY AS A **TEACHER OF COLOR.**

OF TEACHERS AT DISTRICT SCHOOLS IDENTIFY AS A **TEACHER OF COLOR.**

## CHARTERS SERVE MORE OR THE SAME SPECIAL POPULATION STUDENTS THAN THE STATE AVERAGE

FIRST LANGUAGE NOT ENGLISH



LIMITED ENGLISH PROFICIENT



STUDENTS WITH DISABILITIES



ECONOMICALLY DISADVANTAGED



## IMPACT ON KIDS

### STUDENTS ARE LEARNING MORE DURING THE YEAR

# 2.5 EXTRA MONTHS

of learning per year gained in math and  
1.5 extra months in reading\*

### STUDENTS ARE LESS LIKELY TO MISS SCHOOL

Compared to district school students, charter public school students have a [LOWER CHRONIC ABSENTEE PERCENTAGE](#).

### STUDENTS ARE PREPPING FOR COLLEGE IN MA'S TOP 100 PUBLIC HIGH SCHOOLS<sup>‡</sup>

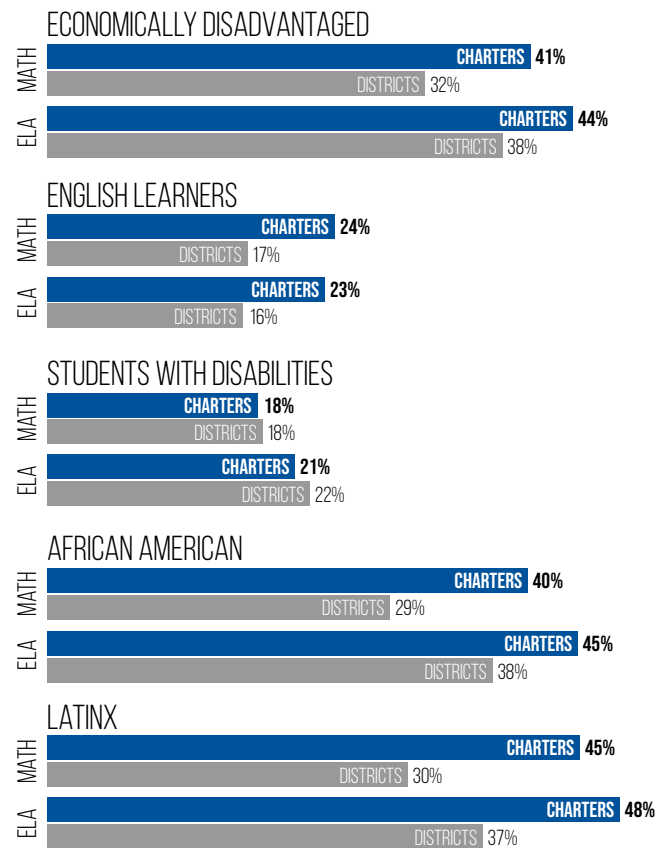
#### 15 OF MA'S TOP 100 HIGH SCHOOLS ARE CHARTER PUBLIC SCHOOLS

- Advanced Math and Science Academy (#2)
- Sturgis (#3)
- Mystic Valley Regional (#11)
- Pioneer Charter School of Science (#18)
- Community Charter School of Cambridge (#23)
- Boston Collegiate (#34)
- KIPP Academy Lynn (#43)
- Match (#44)
- Academy of the Pacific Rim (#52)
- Boston Preparatory (#56)
- Prospect Hill Academy (#69)
- Abby Kelley Foster (#71)
- Foxborough Regional (#76)
- Berkshire Arts and Technology (#79)
- Hampden Charter School of Science (#83)

\* Based on Stanford University's Center for Research on Education Outcomes studies; data compares Massachusetts charter public school students to district students from the same demographic backgrounds and charter public schools to the district schools the students formerly attended

‡ Based on the U.S. News and World Report High Schools Ranking in Massachusetts in April 2019

### STUDENTS ARE SHOWING HIGH PROFICIENCY ON MCAS



### STUDENTS ARE SHOWING COLLEGE PERSISTENCE

Charter public school high school students are more likely to graduate from high school, enroll in college, and persist to the second year.

